

**Sealed Air**<sup>®</sup>  
BRAND PROTECTIVE PACKAGING

---

# Opti-Step<sup>®</sup> 3000

Premium underlayment for  
protecting your investment  
in luxury vinyl tiles



# Opti-Step® 3000

The Opti-Step® 3000 is an easily-installed underlayment material used to create a barrier between the hard sub-floor and thinner, more flexible luxury vinyl tiles (LVT). This recyclable material is designed specifically to absorb sound and improve walking comfort.

Sealed Air®		Article	<b>OPTI-STEP® 3000</b>
Thickness	1,2 mm	Barcode	
Width	1100 mm	Barcode	
Length	25 m	Barcode	
Artic. no.	100932944	Recycling symbol	
Date	26-05-16	11:44	



Protecting vinyl tile segments from damage to click joints




Improving acoustic properties and sound absorption throughout the room



Added layer improves the comfort under foot



Universal application to all hard sub floors



Eliminates and reduces imperfections of sub floors




Reduces installation time



Can be used with underfloor heating



Environmentally friendly and fully recyclable



Easy to install, cuts easily with a knife



# Easy to install



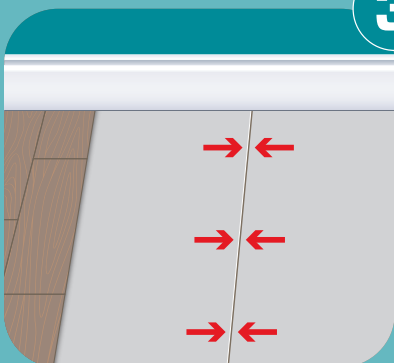
1

Thoroughly clean the subfloor with a broom or a vacuum cleaner, removing paint residuals or glue from earlier installations



2

Lay the first length of underlayment tightly against the wall across the full width of the room



3

Place the next layer of underlayment edge to edge, with no overlapping



4

Lay the vinyl floor in the same direction as the underlayment or at a 90 degree angle, follow LVT flooring manufacturer's recommendation. Picture shows vinyl floor and underlayment laid in same direction



5

Repeat process, following the instructions of the vinyl floor manufacturer until surface is covered








## Opti-Step® 3000

With 50-micron moisture barrier film

### PRODUCT SPECIFICATION SHEET

### PREMIUM FLOOR UNDERLAY FOR

### LVT AND DESIGN CLICK FLOORING

CS	CC	R	SD	IS	RLB	EMISSION VALUE
						
>400 kPa	>20kPa	0,025 m²K/W	>50 m	20dB	2000mm	A+

Physical Properties	Test Method	Unit	Value	Tolerances
Total Nominal Density	ISO 845	Kg/m³	145	± 15%
Area Weight (AW)	EN 1923	gr/m²	198	± 15%
Thickness (D)	EN 823 + A.3.1	mm	1	± 15%
Length (L)	EN 822 + A.3.3	m	15-25	-0%, +5%
Width (W)	EN 822 + A.3.3	mm	1100	-1%, +2.5%
Compression Strength (CS)	EN826 + A.3.7.	kPa	>400	-
Compressive Creep (CC)	EN 1606 + A.3.8.	kPa	>20	-
Thermal Resistance (R)	EN 12667	m²K/W	<0,025	-
Moisture Resistance (SD)	EN 12086, Method A	m	>50	-
Impact Sound reduction (IS)	EN ISO 10140-3EN ISO 717-2	ΔLw in dB	20	-
Impact Resistance (RLB)	EN 13329	mm	2000	-
Emission of Formaldehyde	EN ISO 16000-9		Class A+	-
Emission of VOC	EN ISO 16000-9		Class A+	-
*According to EN 16354:2018				
Castor Chair test Fit for residential (class 21/22/23) and moderate commercial use (class 31)	ISO 4918 / ISO 10582 EN 16511	Revolutions	>10 000	-
Ageing Resistance	SP 0414/ISO 1798	Years	50	-

Produced in Sweden

Aneby production only

NOTICE: The data presented for this product is for unfabricated polyethylene foam product. While values shown are typical of this product, they should not be construed as specification limits. Sealed Air makes no warranties, express or implied, including without limitation, warranties of merchantability or fitness for a particular purpose, with respect to any product, information or recommendations referred to herein, and shall not be liable for any loss or damage, directly or indirectly, related to such product, information or recommendations or for consequential or incidental damages. User should test each application to determine suitability of the product for the intended use.

The information on this brochure is intended as general information and no representation or warranty is expressly or impliedly given as to its accuracy, completeness or correctness. It does not constitute part of a legal offer or contract.

© Sealed Air Corporation 2021 All rights reserved.

OS3000-EN 01/21

